


DSi SERIES

DSi Series



Engineered from the ground up for unmatched quality and performance, the Crown® DSi Series of power amplifiers offers three models of 500W, 800W, and 1200W per channel at 4 ohms. Onboard digital signal processing includes crossovers, EQ filters, delay and output limiting. Rear panel HD-15 connector provides easy input/output connectivity between DSi amplifiers and the new DSi-8M System Monitor.

The intuitive front panel LCD screen guides installers through a setup process—featuring presets for the industry-standard JBL cinema loudspeaker systems—to make configuration quick and easy.

At the touch of a button, Crown's DSi cinema amplifiers deliver perfectly matched performance with each award-winning JBL Screen-Array system, making this the ultimate cinema solution.

Your investment in a DSi-Series amplifier is backed by Crown's Three-Year, No-Fault, Fully Transferable Warranty.

For more details about the Crown DSi Series, contact the Crown Technical Support Group at 800-342-6939 or 574-294-8200. Also, visit the Crown Audio website at www.crownaudio.com.

Specifications

Output Power: See power charts below.

Voltage Gain at 1kHz:

DSi 1000: 30.5 dB
DSi 2000: 32.9 dB
DSi 4000: 34.2 dB

Frequency Response: +0/-1 dB from 20 Hz to 20 kHz at 1 watt into 4 ohms.

Load Impedance: Safe with all types of loads. Rated for 2 to 8 ohms in Stereo mode, 4 to 16 ohms in Bridge-Mono mode.

Features

- Includes three models of 500W, 800W, and 1200W per channel at 4 ohms
- Automatic presets for popular JBL cinema speaker systems for quick, easy configuration
- Intuitive front-panel LCD screen guides installers through setup
- Onboard digital signal processing includes crossovers, EQ filters, delay, and output limiting
- Computer connectivity via USB allows fast setup and configuration with HiQnet™ System Architect™ software
- Rear-panel HD-15 connector provides easy input/output connectivity between DSi amplifiers and new DSi-8M System Monitor
- Switch-mode universal power supply
- All products fill 2U rack spaces and weigh under 19 pounds
- Barrier strip outputs, removable Phoenix-style input
- Three-Year, No-Fault, Fully Transferable Warranty completely protects your investment and guarantees its specifications

Sensitivity:

At 8 ohm rated output:

DSi 1000: 1.4V
DSi 2000: 1.4V
DSi 4000: 1.4V

At 4 ohm rated output:

DSi 1000: 1.3V
DSi 2000: 1.2V
DSi 4000: 1.3V

At 2 ohm rated output:

DSi 1000: 1.1V
DSi 2000: 1.0V
DSi 4000: 1.0V

Signal to Noise Ratio (below rated 8-ohm power at 1 kHz):

100 dB (A weighted).

Damping Factor: Better than 500 from 20 Hz to 400 Hz.

Crosstalk: > 70 dB below rated power, 20 Hz to 1 kHz.

Input Stage: Input is electronically balanced and employs precision 1% resistors.

Input Impedance (nominal): 20 k ohms, balanced; 10 k ohms, unbalanced.

AC Line Voltage and Frequency Configurations Available: 100V, 120V, 220-240V, 50/60 Hz.

AC Line Current:

DSi 1000: 11.56A
DSi 2000: 11.93A
DSi 4000: 11.75A

At Idle: Draws no more than 45 watts.

Operating Temperature: 0° C to 40° C at 95% relative humidity (non-condensing).

DSP Section

Input EQ: 6 parametric filters per channel with adjustable Q, ±15 dB boost/cut. Also adjustable high and low shelving filters. This 8-filter EQ section can be bypassed.

Crossover Filters: Highpass and lowpass per channel. Butterworth 6/12/18/24 dB per octave, Linkwitz-Riley 24/48 dB per octave. Also includes ±15 dB bandpass gain and polarity control.

DSi 1000

1 kHz
Power

2 ohm Stereo (per channel)	700W*
4 ohm Stereo (per channel)	500W
8 ohm Stereo (per channel)	275W
4 ohm Bridge-Mono	1,400W*
8- ohm Bridge-Mono	1,000W

With 0.5% THD.
*With 1% THD.

DSi 2000

1 kHz
Power

2 ohm Stereo (per channel)	1,000W*
4 ohm Stereo (per channel)	800W
8 ohm Stereo (per channel)	475W
4 ohm Bridge-Mono	2,000W*
8 ohm Bridge-Mono	1,600W

With 0.5% THD.
*With 1% THD.

DSi 4000

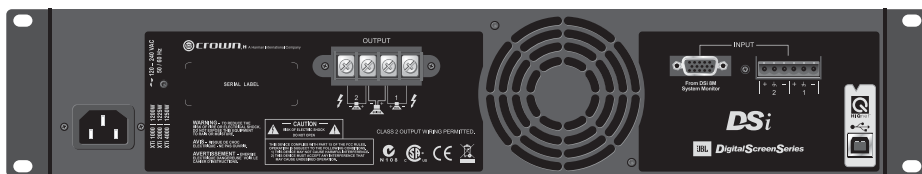
1 kHz
Power

2 ohm Stereo (per channel)	1,450W*
4 ohm Stereo (per channel)	1,200W
8 ohm Stereo (per channel)	650W
4 ohm Bridge-Mono	3,000W*
8- ohm Bridge-Mono	2,400W

With 0.5% THD.
*With 1% THD.



DSi Series



Output EQ: 8 parametric filters per channel with adjustable Q, ± 15 dB boost/cut. This 8-filter EQ section can NOT be bypassed. Filters are enabled individually.

Output Limiter: Prevents clipping and protects loudspeakers. Choice of -3 , -6 , or -12 dB threshold per channel.

Delay: Up to 50 msec total delay per channel.

Presets: 20 presets. One is "DSP OFF." Fifteen are factory-set for JBL Cinema systems. Four are user-definable.

Front Panel Controls and Indicators

Level: Detented rotary level control, one per channel.

Power Switch: On/off switch applies AC power to the amplifier.

Sel/Prev/Next Buttons: Three buttons near the LCD screen are used to access menu items and front panel lockout.

LCD Screen: Backlit liquid crystal display shows speaker presets and signal processing.

Signal Indicator: Green LED, one per channel, illuminates when a very low-level signal is present at input.

-10 Indicator: Green LED flashes when output signal exceeds -10 dB below clip.

-20 Indicator: Green LED flashes when output signal level exceeds -20 dB below clip.

Ready Indicator: Green LED, one per channel, illuminates when the amplifier is ready to produce audio.

Clip Indicator: Red LED, one per channel, turns on at the threshold of audible distortion.

Temp Indicator: Red LED, one per channel, illuminates under excessive temperature conditions.

Power Indicator: Blue LED illuminates when the amplifier has been turned on and has power.

Rear Panel Controls and Connectors

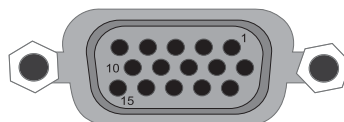
AC Line Connector: NEMA 5-15P (15A).

Input Connector: Two 3-pin removable Phoenix-type connectors each accept a balanced line-level input signal.

Output Connectors: 4-position barrier strip with connectors for dual loudspeakers or bridge-mono loudspeaker.

HiQnet USB Connector: Type B, connects to a HiQnet network.

HD-15 Connector: For cinema I/O compatibility with DSi-8M System Monitor. See Figure 1.



PIN	PIN
1 Ch1 Inverting Input	9 NC
2 NC	10 Signal Ground
3 Ch1 Output Voltage Monitor	11 Ch2 Inverting Input
4 NC	12 NC
5 NC	13 Ch2 Output Voltage Monitor
6 Chassis Ground	14 NC
7 Ch1 Non-Inverting Input	15 NC
8 Ch2 Non-Inverting Input	

Figure 1. HD-15 Pin Assignments

Crown's Three-Year, No-Fault, Fully Transferable Warranty

Crown offers a Three-Year, No-Fault, Fully Transferable Warranty for every new Crown amplifier—an unsurpassed industry standard. With this unprecedented No-Fault protection, your new Crown amplifier is warranted to meet or exceed original specifications for the first three years of ownership. During this time, if your amplifier fails, or does not perform to original specifications, it will be repaired or replaced at our expense. About the only things not covered by this warranty are those losses normally covered by insurance and those caused by intentional abuse. And the coverage is transferable, should you sell your amplifier.

See your authorized Crown dealer for full warranty disclosure and details. For customers outside of the USA, please contact your authorized Crown distributor for warranty information or call 574-294-8200.



A Harman International Company

Crown International
1718 W. Mishawaka Rd.
Elkhart, IN 46517-9439
TEL: 574-294-8200
FAX: 574-294-8FAX
www.crownaudio.com

Specifications subject to change without prior notice. Latest information available at www.crownaudio.com.

Crown and Crown Audio are registered trademarks of Crown International. Other trademarks are the property of their respective owners. ©2007 Crown Audio®, Inc. Printed in U.S.A.